

ARMADA Series LED



PROJECT NAME	
CATALOG #	
NOTES	

FEATURES

- > Rugged two-piece die-cast aluminum housing
- > Housing design promotes effective heat dissipation, prolonging fixture lifetime
- > Housing is completely sealed against moisture and environmental contaminants (IP65)

CONTROLS:

- > Optional multi-level motion sensor
- > Optional emergency battery backup provides up to 90 minutes of operation during outages

INSTALLATION:

- > Surface mounting with included bracket
- > Pendant mounting with optional V-hook

WARRANTY:

- > 5 Year Limited Warranty

LISTINGS:

- > DesignLights Consortium® (DLC) Premium qualified (parking garage) and Standard qualified (low bay)
- > UL Wet Location Listed
- > Rated for ambient operating temperature -40° F to 113° F (-40° C to 45° C)

OPTICS:

- > Parking garage and low bay light distribution available.
- > Light engines are available in standard 4000K and 5000K configurations
- > A range of lumen options available from 5,500 to 13,000 Lumens, replaces up to 250W metal halide
- > Impact and UV-resistant polycarbonate lens is precisely designed to give a specific light distribution, maximizing efficiency and application spacing

ELECTRICAL:

Universal 120-277V input voltage

- > 1-10V dimming driver(s) standard
- > THD: ≤20%, Power Factor: ≥90%

APPLICATIONS

- > Heavy Industrials Storage Facility
- > Wastewater Treatment Plants
- > Loading Docks / Platforms / Shipyards
- > Chemical Processing Facility
- > Parking Garages
- > Production
- > Ocean Marine
- > Food Processing




BAA and TAA available. Contact factory for more information and pricing.

ARMADA ORDERING INFORMATION

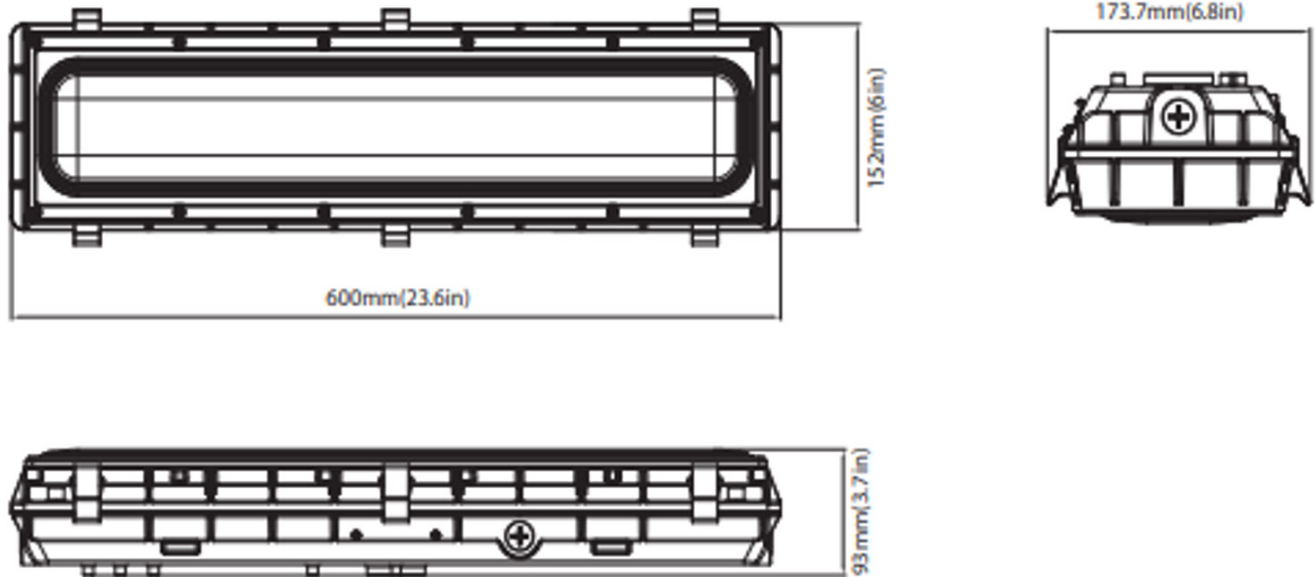
SAMPLE ORDER NUMBER: ARM-3-1-2-1-X-X-2

SERIES	WATTAGE	VOLTAGE	CCT	FINISH	SENSOR	EMERGENCY	PHOTOMETRY
ARM	1- 45W	1- 120-277V	1- 4000K	1- White	X- None	X- None	1- Parking Garage
	2- 70W		2- 5000K	2- Bronze	1- Sensor	1- EMB	2- Low Bay
	3- 95W			3- Black			

ARMADA Series LED



DIMENSIONS



LUMINOUS OUTPUT & DIMENSIONS

SYSTEM WATTS	DIMENSIONS	PHOTOMETRY	VOLTAGE	4000K (80CRI)		5000K (80CRI)	
				LUMENS	LPW	LUMENS	LPW
45W	23.6" x 6.8" x 3.7"	Parking Garage	120-277 VAC	5,500 lumens	122 Lm/W	5,600 lumens	124 Lm/W
70W		Parking Garage	120-277 VAC	8,400 lumens	120 Lm/W	8,500 lumens	121 Lm/W
95W		Parking Garage	120-277 VAC	11,400 lumens	120 Lm/W	11,600 lumens	122 Lm/W
45W		Low Bay	120-277 VAC	5,800 lumens	129 Lm/W	6,000 lumens	133 Lm/W
70W		Low Bay	120-277 VAC	9,000 lumens	129 Lm/W	9,400 lumens	134 Lm/W
95W		Low Bay	120-277 VAC	12,400 lumens	131 Lm/W	13,000 lumens	137 Lm/W

ARMADA Series LED

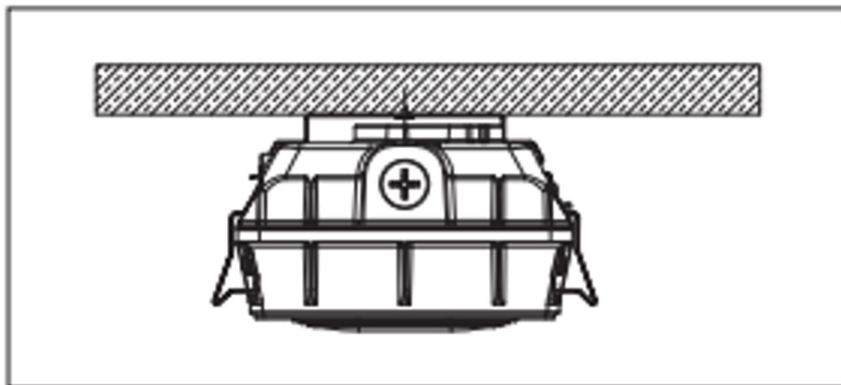
ELECTRICAL DATA

# OF DRIVERS	DRIVER CURRENT (mA)	NOMINAL POWER (W)	INPUT VOLTAGE (V)	CURRENT (AMPS)
1	1120	45	120	0.38
		45	208	0.22
		45	240	0.19
		45	277	0.16
1	1750	70	120	0.58
		70	208	0.34
		70	240	0.29
		70	277	0.25
1	2500	90	120	0.79
		90	208	0.46
		90	240	0.40
		90	277	0.34

MOUNTING INFORMATION

> SURFACE MOUNT (DEFAULT SETTING)

Connect wires (voltage to black, white to common and green to ground); Secure the led module to the housing and fasten six latches, ensuring water does not enter the fixture.



> V-HOOK MOUNTING

1. Put the mounting bracket on the housing, and tighten it with screws.
2. Fasten the V hook hang it with a chain.

