

Turret Series LED



PROJECT NAME	
CATALOG #	
NOTES	

FEATURES

- > Driver temperature up to 167°F (75°C)
- > UL Listed Drivers with less than 1% failure rate
- > Patent-pending remote driver minimizes fixture operating temperature and allows fixture to evolve with changing plant floor demands with no re-gridding required
- > Includes 10 Year Module Warranty - Full light engine or plug & play driver module replacement, rather than parts
- > Fail off 15KA transient voltage surge suppressor (TVSS) protects fixture against failure due to power supply surges
- > Optional motion sensor. Choose from standard by Wattstopper with L7 lens, (fig 1.1 & 1.2) or Internet of Things (IOT) by Enlighted Sensors (fig 1.3).
- > Dimmable 0-10V
- > UL 1598 listed
- > IP65 rated

SPECIFICATIONS

Power Factor.....>0.9
 Available Wattages.....100, 150, 200, 250, 300, 350, 400
 Kelvin Temperatures 4000K, 5000K
 Input Voltage 120/277V & 347/480V
 Performance.....Up to 163 lm/W
 Distribution..... 120°
 Mount Type.....Suspension
 Color Rendering Index (4000K)>70
 Color Rendering Index (5000K)>90

LUMINOUS OUTPUT & DIMENSIONS

WATTAGE	STANDARD TEMP		HIGH TEMP	
	OUTPUT	DIMENSIONS	OUTPUT	DIMENSIONS
100 Watts	14,400 lm	11" D x 1.9" H	13,940 lm	11" D x 1.9" H
150 Watts	22,180 lm	11" D x 1.9" H	22,180 lm	16" D x 2.2" H
200 Watts	32,730 lm	16" D x 2.2" H	32,730 lm	16" D x 2.2" H
250 Watts	39,910 lm	16" D x 2.2" H	39,910 lm	18" D x 3.5" H
300 Watts	49,550 lm	18" D x 3.5" H	49,550 lm	18" D x 3.5" H
350 Watts	57,973 lm	18" D x 3.5" H	N/A	N/A
400 Watts	66,050 lm	18" D x 3.5" H	N/A	N/A

OPERATIONAL TEMPERATURE

STANDARD TEMP	HIGH TEMP
-40°F to 125°F (-40°C to 52°C)	-40°F to 185°F (-40°C to 80°C)

TURRET ORDERING INFORMATION

SAMPLE ORDER NUMBER: TUR-1-100-40-1-2-1-1-X-X-X-X-1-1

SERIES	WATTAGE	KELVIN	OPTICS	LENS	FINISH	DRIVER VOLTAGE	REMOTE CABLE	MOTION SENSOR	BATTERY BACKUP	DLC	POWER CORD TYPE	CORD LENGTH
TUR-1 Std Temp	100	40- (4000K)	1- None	2- Flat Poly Clear ³	1- Black	1- 120/277V	X- Integrated Driver	X- No	X- No	X- N/A	1- whip 120-277V	1- 6'
TUR-2 High Temp	150	50- (5000K)		6- Tempered glass clear		2- 24V DC	0- Top Mount	1- Standard ⁴	1- Yes	1- Standard	2- whip 347-480V	2- 12'
	200					4- 347/480V	C- Crane Bay	2- IOT ⁴		2- Premium	3- 125V 15amp Straight	
	250						1- 6'				4- 125V 20amp Twistlock	
	300						2- 10'				5- 250V 20amp Twistlock	
	350 ²						3- 25'				6- 277V 15amp Twistlock	
	400 ^{1,2}						4- 50'				7- 277V 20amp Twistlock	
							5- 100'				8- 480V 20amp Twistlock	
							6- 200'				9- 600V 20amp Twistlock	
							7- 500'				M- M12, 3ft	
							8- 1,000'					
							9- Custom					

¹ Under Review - DLC approval pending

² 350 Watt & 400 Watt fixtures are only available with TUR-1 Standard Temperature

³ Due to melting concerns, Flat Poly Clear Lenses are only available with TUR-1 Standard Temperature Fixtures

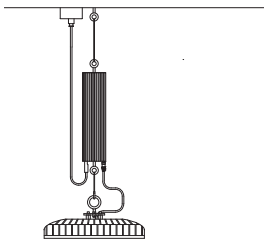
⁴ Motion Sensor information: Standard (1) features sensors by Wattstopper with L7 lens. Internet of Things or IOT, (2) features sensors by Enlighted Sensors

Turret Series LED

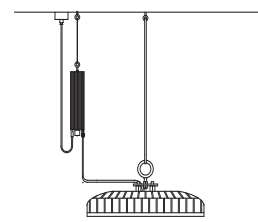
REMOTE DRIVER SYSTEMS

Tactik Lighting uses drivers that operate in ambient temperatures up to 167°F, while the light engine can handle up to 245°F. If temperatures exceed 167°F, the driver must be relocated to a cooler area within 10' to 1000' without voltage drop-off. The driver box can be mounted at ground level, ceiling level, or on a wall or strut. Its universal plug-and-play design ensures complete accessibility.


Minimum Footprint



Driver Adjacent



Extend As Needed

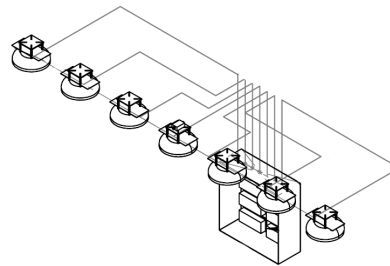


DAISY CHAIN & CONTROL PANEL OPTIONS

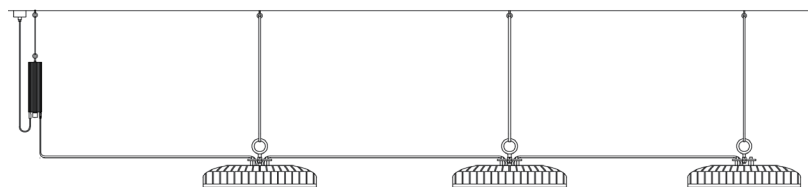
Our custom daisy chain configurations and custom control panel options allow you to power multiple fixtures with one driver, saving you money and space. And we can custom-mount your drivers at a height that best suits your environment.

Reach out to a manufacturing representative today for a custom quote for your facility.

Control Panel for Multiple Lights



Daisy Chain



TURRET DAISY CHAIN ORDERING INFORMATION

ORDER NUMBER: TUR-1-100-40-1-2-1-1-X-X-X-X-1-1-2-1


SERIES	WATTAGE	KELVIN	OPTICS	LENS	FINISH	DRIVER VOLTAGE	REMOTE CABLE	MOTION SENSOR	BATTERY BACKUP	DLC	POWER CORD TYPE	CORD LENGTH	DAISY CHAIN	FIXTURE CABLE
TUR-1 Std	100	40- (4000K)	1- None	2- Flat Poly Clear	1- Black	1- 120/277V	X- Int. Driver	X- No	X- No	X- N/A	1- whip 120-277V	1- 6'	2	1- 6'
TUR-2 High	150	50- (5000K)		6- Tempered glass clear		2- 24V DC	0- Top Mount	1- Standard	1- Yes	1- Standard	2- whip 347-480V	2- 12'	3	2- 10'
						4- 347/480V	C- Crane Bay	2- IOT		2- Premium	3- 125V 15amp Straight			3- 25'
							1- 6'				4- 125V 20amp Twistlock			4- 50'
							2- 10'				5- 250V 20amp Twistlock			5- 100'
							3- 25'				6- 277V 15amp Twistlock			6- 200'
							4- 50'				7- 277V 20amp Twistlock			7- 500'
							5- 100'				8- 480V 20amp Twistlock			8- 1,000'
							6- 200'				9- 600V 20amp Twistlock			9- Custom
							7- 500'				M- M12 3ft			
							8- 1,000'							
							9- Custom							

Note:
100 Watt Max Daisy Chain = 3.
150 Watt Max Daisy Chain = 2.

Turret Series LED

PRODUCT EXAMPLES

Top-Mount Driver



No Driver Box. Top Mount Plate with Hook.

- > Available in ambient temperatures lower than 125°F


Integrated Driver



Includes Heat Dissipating Driver Box with Hook.

- > Available in ambient temperatures lower than 167°F

Crane Bay



Vibration Resistant Surface Mount.

- > Available in ambient temperatures lower than 125°F

Remote Driver



The driver box can be hung at ground level, ceiling level, mounted to strut or to a wall 10' to 1,000' away from the fixture.

- > Available in ambient temperatures up to 185°F

Turret Series LED

OPTIONS & ACCESSORIES

> Emergency Battery Backup

OPERATION

When AC power fails, the EM series emergency LED driver immediately switches to the emergency mode, operating the LEDs at a reduced lumen output for a minimum of 90 minutes. When AC power is restored, the emergency driver automatically returns to the charging mode.



EM-L2554-LBF
EM series
emergency LED Driver

EMERGENCY LUMEN OUTPUT EXAMPLE - 25 WATT BATTERY

Est Luminaire Efficacy	Est Lumens @ 1 Minute	Est Lumens @ 45 Minutes	Est Lumens @ 90 Minutes
140 LPW	3500	3500	3500
150 LPW	3750	3750	3750
160 LPW	4000	4000	4000

> Sensors

*All Motion sensor purchases come as a set, including a motion sensor and an L7 Wattstopper lens. Coverage includes up to 40' and the maximum temperature rating for the motion sensors is 165°F

fig 1.1



FSP-201
Wattstopper
with L7 lens

fig 1.2



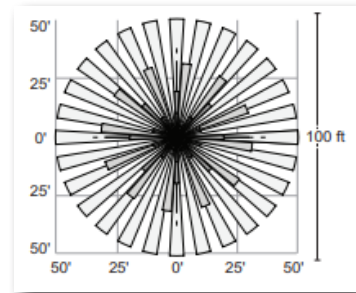
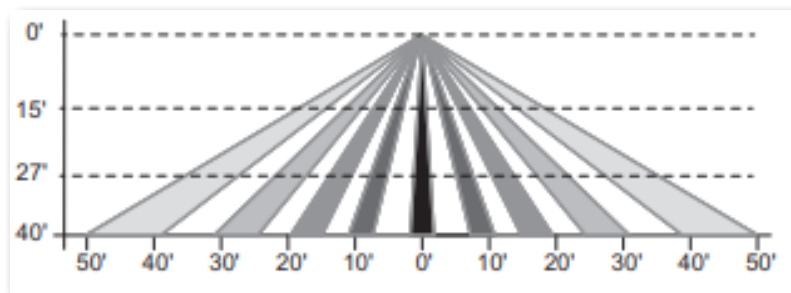
FSP-L7
Wattstopper
with L7 lens

fig 1.3



IoT
IoT sensor by
Siemens Enlighted

MOTION SENSOR COVERAGE



> Fixture Brackets & Accessories



DB-Strut
Strut Mount
Driver Box



TUR-APS
Prismatic
Shroud

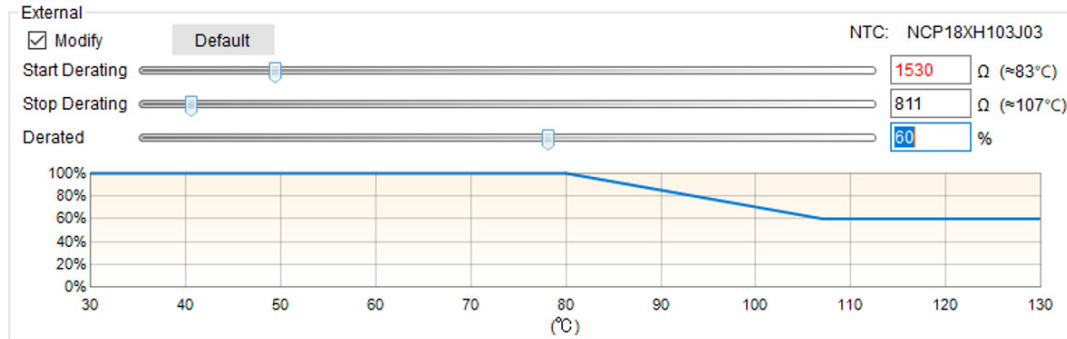
> Additional Literature

Component Temperature Ratings

- > Cord(s): Up to 90°C (194°F)
- > Nylon Nut(s): Up to 121°C (250°F)
- > Polycarbonate Lens: Up to 138°C (280°F)
- > Motion Sensor: Up to 77°C (167°F)

Turret Series LED

EXTERNAL THERMISTOR DIMMING

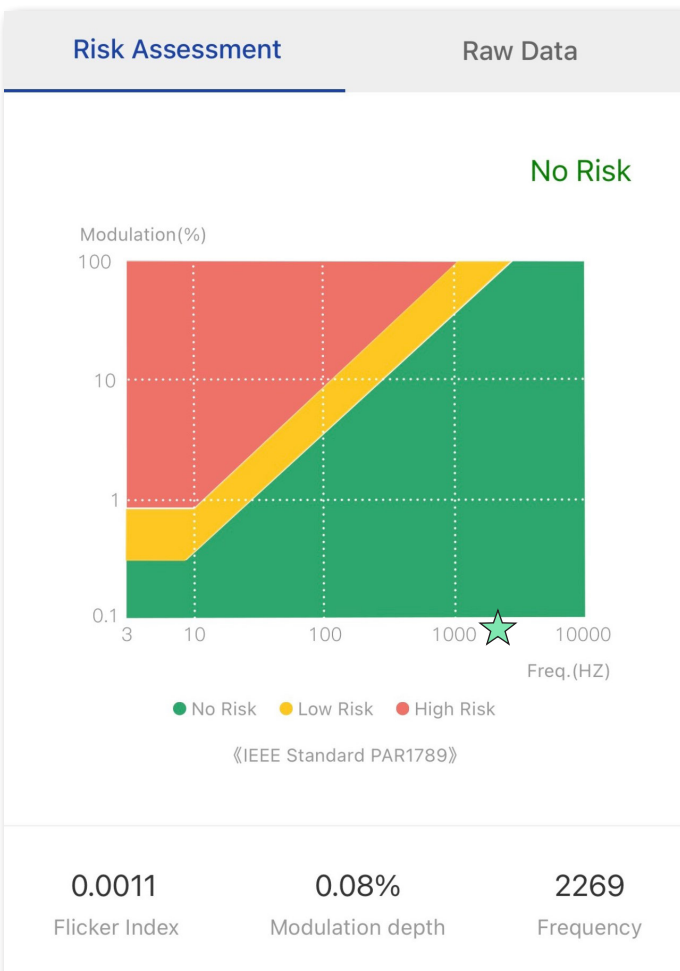


* LEDs set to dim to 60% once the boards reach 108°C

LM80 REPORT

DATA AVERAGES					
AMBIENT TEMPERATURE	OPERATING HOURS				
	0	6,000	9,000	12,000	13,000
55°C	100%	96.92%	95.99%	95.33%	95.08%
85°C	100%	96.33%	95.14%	94.21%	93.88%
105°C	100%	95.48%	93.97%	92.70%	92.31%

FLICKER TEST



REPORT

TEST CONDITIONS			
TEMPERATURE	VOLTAGE	POWER FACTOR	FREQUENCY
24.9°C	120.0 VAC	0.999	60Hz

OPERATIONAL DATA			
PACKAGE	INPUT WATTAGE	CCT	TUR-X LUMENS (LPW)
100W	87.78 W	4000K	13,940 (156)
		5000K	14,400 (163)
150W	153.3 W	4000K	22,180 (153)
		5000K	22,180 (153)
200W	203.6 W	4000K	32,730 (157)
		5000K	32,730 (157)
250W	258.0 W	4000K	39,910 (155)
		5000K	39,910 (155)
300W	302.2 W	4000K	49,550 (159)
		5000K	49,550 (159)
350W	348.7 W	4000K	57,793 (165)
		5000K	57,973 (165)
400W	398.4 W	4000K	66,050 (165)
		5000K	66,050 (165)

Turret Series LED

3.1 DATA SET 1, 55°C, 200mA (LUMEN MAINTENANCE)

No.	V _F (V)	Φ(lm)	Lumen Maintenance (%)												
			0hr (Initial)	1000hrs	2000hrs	3000hrs	4000hrs	5000hrs	6000hrs	7000hrs	8000hrs	9000hrs	10000hrs	11000hrs	12000hrs
1	25.92	630.4	99.21	98.86	98.41	97.76	97.27	97.08	96.83	96.51	96.05	95.78	95.59	95.42	95.02
2	26.25	650.3	98.94	98.77	98.59	98.37	97.42	96.97	96.79	96.54	96.14	96.05	95.91	95.62	95.59
3	26.16	648.8	99.21	99.18	99.11	98.38	98.06	97.63	97.33	96.95	96.62	96.41	96.18	96.09	95.92
4	26.47	640.9	99.14	98.85	98.08	97.04	96.77	96.69	96.43	96.07	95.90	95.80	95.65	95.37	94.98
5	26.19	638.1	99.14	98.82	98.14	97.38	97.09	96.72	96.44	95.89	95.61	95.38	95.27	95.05	94.80
6	26.05	641.3	99.20	99.06	98.35	97.97	96.99	96.55	96.09	95.73	95.26	94.95	94.79	94.45	94.09
7	26.34	636.7	98.93	98.51	98.30	97.68	97.19	96.80	96.29	95.90	95.65	95.38	95.16	94.93	94.58
8	26.27	645.8	99.24	98.84	98.58	97.89	97.51	97.38	97.04	96.78	96.30	96.07	95.63	95.52	95.42
9	26.22	644.8	99.40	99.12	98.71	98.60	97.98	97.64	97.02	96.71	96.53	96.20	95.87	95.63	95.39
10	26.15	635.3	98.77	98.73	98.24	97.75	96.95	96.76	96.49	96.29	95.92	95.75	95.42	95.17	95.01
11	26.14	639.0	99.17	98.92	98.23	97.48	96.90	96.54	96.31	95.96	95.62	95.41	95.40	95.12	94.91
12	26.12	607.8	98.96	98.21	97.96	97.22	96.78	96.33	95.99	95.41	95.13	94.95	94.62	94.46	94.27
13	25.86	627.6	99.09	98.66	98.12	97.55	96.75	96.22	95.94	95.73	95.54	95.38	95.14	94.89	94.60
14	26.06	625.6	99.38	99.26	98.90	98.31	97.55	97.15	96.55	96.36	96.15	95.88	95.72	95.40	95.24
15	26.17	643.6	99.18	98.87	98.71	98.07	97.14	96.92	96.38	96.22	95.87	95.71	95.49	95.18	94.73
16	26.24	627.3	98.80	98.37	97.85	96.83	96.33	96.14	95.73	95.36	95.01	94.91	94.69	94.29	94.23
17	26.25	632.9	99.37	98.70	98.53	98.09	97.14	96.93	96.70	96.56	96.43	96.21	95.97	98.53	95.70
18	26.28	631.3	99.02	98.56	98.26	97.54	92.20	96.71	96.64	96.45	96.09	95.88	95.69	95.31	95.20
19	26.09	651.5	99.22	98.77	98.30	97.76	97.59	97.18	97.13	96.88	96.70	96.52	96.21	95.92	95.56
20	26.13	636.2	99.76	99.07	98.83	98.77	98.02	97.74	97.60	97.25	96.81	96.70	96.49	96.37	96.05
21	26.25	636.4	99.31	99.01	98.65	98.51	98.05	97.42	97.28	96.18	96.53	96.28	96.15	95.80	95.44
22	25.99	634.1	99.10	98.63	98.42	98.23	97.40	96.81	96.69	96.39	96.04	95.90	95.82	95.43	95.02
Ave.	26.16	636.6	99.16	98.81	98.42	97.87	97.28	96.92	96.62	96.31	95.99	95.79	95.59	95.33	95.08
Med.	26.17	636.6	99.17	98.83	98.38	97.81	97.19	96.87	96.59	96.37	96.05	95.84	95.64	95.38	95.02
st dev	0.1374	9.7938	0.2177	0.2599	0.3172	0.5154	0.4691	0.4494	0.4822	0.5046	0.5055	0.5035	0.4987	0.5278	0.5342
Min.	25.86	607.8	98.77	98.21	97.85	96.83	96.33	96.14	95.73	95.36	95.01	94.91	94.62	94.29	94.09
Max.	26.47	651.5	99.76	99.26	99.11	98.77	98.06	97.74	97.60	97.25	96.81	96.70	96.49	96.37	96.05

Turret Series LED

3.3 DATA SET 2, 85°C, 200mA (LUMEN MAINTENANCE)

No.	V _F (V)	Φ(lm)	Lumen Maintenance (%)												
			Ohr (Initial)	1000hrs	2000hrs	3000hrs	4000hrs	5000hrs	6000hrs	7000hrs	8000hrs	9000hrs	10000hrs	11000hrs	12000hrs
23	26.04	643.5	98.63	98.14	97.95	97.16	96.29	95.85	95.49	94.95	94.78	94.58	94.30	93.94	93.80
24	25.93	632.3	98.92	98.50	97.91	96.74	95.94	95.68	95.19	94.78	94.37	94.18	93.82	93.56	93.14
25	26.44	640.0	99.16	98.66	98.09	97.16	96.66	95.89	95.39	95.08	94.59	94.16	93.81	93.47	93.25
26	25.99	647.6	99.09	98.36	97.82	97.16	96.14	95.92	95.35	94.86	94.50	94.26	94.15	93.76	93.47
27	26.45	633.6	98.99	98.48	98.22	97.35	97.14	96.84	96.69	96.29	95.94	95.50	95.14	94.89	94.41
28	26.34	641.7	98.66	98.24	97.48	96.70	95.75	95.28	94.90	94.50	94.17	93.98	93.45	93.16	92.68
29	26.24	649.2	98.86	98.55	97.66	96.78	95.83	95.07	94.73	94.49	94.05	93.68	93.30	92.98	92.84
30	26.03	641.7	98.74	98.52	97.87	97.07	96.59	96.57	96.35	95.98	95.56	95.12	94.90	94.76	94.27
31	25.87	648.2	98.83	98.59	98.15	97.55	96.65	96.54	96.31	95.97	95.62	95.33	94.85	94.40	93.95
32	26.37	658.1	98.63	97.92	97.33	96.47	96.08	95.49	94.71	94.33	93.89	93.60	93.47	93.28	92.90
33	26.04	637.3	98.95	98.42	97.80	97.38	96.56	96.42	95.70	95.43	94.88	94.59	94.24	93.90	93.44
34	25.89	648.5	98.83	98.23	98.20	97.83	97.18	96.95	96.58	96.30	96.14	95.76	95.57	95.45	95.16
35	26.02	651.4	99.25	98.53	98.33	97.97	97.18	96.71	96.28	95.75	98.43	95.15	94.73	94.37	94.12
36	26.01	649.0	99.85	99.32	98.67	98.14	97.35	97.06	96.38	95.82	95.62	95.21	94.87	94.67	94.51
37	26.16	656.6	99.03	98.58	99.21	98.48	98.00	97.56	97.11	96.74	96.38	96.09	95.92	95.74	95.23
38	26.40	636.1	99.18	98.70	98.16	97.44	96.75	96.45	96.07	95.69	95.32	95.16	94.86	94.51	94.21
39	26.09	648.5	99.34	98.81	98.43	97.50	96.79	96.19	96.02	95.64	95.40	95.08	94.76	94.48	94.09
40	26.03	642.8	99.30	99.22	98.46	97.96	97.43	97.12	96.58	96.25	95.86	95.44	95.38	95.19	94.80
41	26.16	640.4	98.86	98.81	98.16	97.64	97.41	97.19	96.89	96.58	96.22	95.78	95.58	95.21	94.89
42	26.28	634.7	98.93	98.52	97.48	96.86	96.27	95.64	95.27	94.83	94.34	93.92	93.51	93.07	92.94
43	26.20	646.0	98.62	98.34	97.49	96.55	96.21	95.98	95.50	94.77	94.15	93.79	93.44	93.00	92.68
44	26.15	652.6	99.31	99.07	98.39	97.61	97.59	96.87	96.75	96.23	95.88	95.66	95.23	94.94	94.51
Ave.	26.14	644.5	99.00	98.57	98.06	97.34	96.72	96.33	95.92	95.51	95.14	94.82	94.51	94.21	93.88
Med.	26.12	644.8	98.94	98.52	98.12	97.36	96.65	96.43	96.05	95.66	95.36	95.10	94.75	94.38	94.02
st dev	0.1774	7.1951	0.2970	0.3350	0.4440	0.5369	0.6255	0.6785	0.7263	0.7411	0.7882	0.7680	0.8051	0.8488	0.8147
Min.	25.87	632.3	98.62	97.92	97.33	96.47	95.75	95.07	94.71	94.33	93.89	93.60	93.30	92.98	92.68
Max.	26.45	658.1	99.85	99.32	99.21	98.48	98.00	97.56	97.11	96.74	96.38	96.09	95.92	95.74	95.23

Turret Series LED

3.5 DATA SET 3, 105°C, 200mA (LUMEN MAINTENANCE)

No.	V _F (V)	Φ(lm)	Lumen Maintenance (%)												
			0hr (Initial)	1000hrs	2000hrs	3000hrs	4000hrs	5000hrs	6000hrs	7000hrs	8000hrs	9000hrs	10000hrs	11000hrs	12000hrs
45	26.31	639.0	99.01	98.48	97.79	96.73	95.92	95.31	94.87	94.26	93.80	93.40	92.94	92.47	92.16
46	26.17	645.4	98.99	98.22	97.57	97.07	96.16	95.32	95.18	94.67	94.17	93.76	93.11	92.84	92.28
47	26.05	648.0	99.15	98.37	98.02	97.13	96.67	96.11	95.57	95.02	94.34	93.83	93.46	93.16	92.75
48	26.20	639.6	98.95	98.55	97.72	96.89	95.95	95.29	94.89	94.15	93.62	93.14	92.60	92.03	91.74
49	26.24	648.5	99.03	98.57	97.67	96.75	96.31	95.81	95.20	94.71	94.40	94.12	93.69	93.28	92.74
50	26.08	648.2	99.35	98.72	98.21	97.42	97.16	96.84	96.48	95.87	95.22	94.88	94.32	93.88	93.58
51	26.41	635.7	98.87	98.54	97.84	97.06	96.07	95.33	94.56	93.79	93.24	92.76	92.45	92.01	91.57
52	26.29	633.8	98.97	98.37	98.01	97.18	96.45	95.55	94.87	94.29	93.83	93.48	92.88	92.54	92.19
53	26.07	641.5	99.08	98.07	97.68	95.88	94.86	94.50	94.01	93.42	93.11	92.67	92.11	91.69	91.32
54	26.35	637.9	99.03	98.21	97.52	97.02	95.85	95.69	95.20	94.73	94.37	93.84	93.35	92.84	92.33
55	25.99	639.0	98.89	98.47	97.398	96.85	96.48	96.06	95.32	94.90	94.30	93.96	93.57	93.10	92.52
56	26.18	639.4	99.12	98.20	97.79	96.67	95.93	95.87	95.20	94.64	93.98	93.73	93.53	92.99	92.71
57	26.32	632.3	99.04	97.96	97.31	96.28	95.40	95.14	94.65	94.35	93.71	93.20	92.88	92.33	92.12
58	26.26	643.2	98.63	97.89	97.25	96.10	95.60	95.18	94.50	93.92	93.27	92.79	92.40	91.95	91.51
59	26.26	632.8	99.05	98.44	97.49	96.78	95.97	95.73	94.99	94.47	94.11	93.63	93.14	92.86	92.57
60	26.30	638.0	99.17	98.43	97.38	96.45	95.47	95.25	94.81	94.12	93.50	93.21	92.57	92.26	91.93
61	26.20	636.0	99.09	98.52	97.91	96.70	96.35	96.05	95.68	95.24	94.81	94.48	94.06	93.73	93.33
62	26.24	636.8	98.90	98.65	97.71	96.69	95.74	94.60	94.38	94.13	93.50	93.07	92.57	92.09	91.79
63	25.97	641.9	98.91	98.33	97.55	96.73	96.15	95.45	95.12	94.73	94.20	93.68	93.29	92.88	92.43
64	25.91	632.0	99.22	98.28	97.31	96.11	95.71	94.97	94.54	94.13	93.48	93.07	92.82	92.50	92.20
65	26.48	636.3	98.54	97.64	96.83	96.20	96.18	95.29	94.92	94.59	94.17	93.84	93.37	92.85	92.39
66	26.18	644.5	98.63	98.03	97.15	97.01	96.25	95.25	94.97	94.66	94.29	93.98	93.55	93.17	92.68
Ave.	26.20	639.5	98.98	98.33	97.62	96.71	96.03	95.48	95.00	94.49	93.97	93.57	93.12	92.70	92.31
Med.	26.22	639.0	99.02	98.40	97.67	96.74	96.02	95.32	94.95	94.53	94.04	93.65	93.12	92.84	92.31
st dev	0.1442	5.1046	0.1938	0.2787	0.3303	0.3981	0.4818	0.5227	0.5109	0.5227	0.5261	0.5567	0.5583	0.5739	0.5549
Min.	25.91	632.0	98.54	97.64	96.83	95.88	94.83	94.50	94.01	93.42	93.11	92.67	92.11	91.69	91.32
Max.	26.48	648.5	99.35	98.72	98.21	97.42	97.16	96.84	96.48	95.87	95.22	94.88	94.32	93.88	93.58