

Citadel Series LED

for High Dust & Debris Environments

Dirty environment approved

Free from harmful dust and dirt buildups that prevent fixtures from staying cool

Easy installation

Plug and play waterproof cord connectors

Fast lead times

USA ingenuity

Dual purpose cooling and hanging fin

Scalable design

100 - 900 Watts

Better designed projects

Optics 60° - 90° - 120° - Aisles

**REVOLUTIONARY,
PATENT-PENDING DESIGN**
sets new performance standards for
extreme industrial environments.

Want the very best and brightest in military-grade LED lighting? Turn to the Citadel. This series looks like no other LED because it's designed like no other LED. As a result, it stands up to the most demanding high-heat, high-dust & debris environments like no other LED.



American-Made Tough & Reliable

We understand that failure is not an option. Our fixtures are uniquely designed and built Military-Grade tough, so they stand up to almost anything without complaint.



Keep Your cool with Remote Drivers

Tactik features remote drivers to prevent unwanted heat build-up. Helps extend fixture life and offers added flexibility to adjust to plant floor plans - without costly re-gridding.



5-7 Day Lead Time

Our innovative modular design and advanced manufacturing capabilities allow us to ship all orders, even customizations, in 5-7 days.

TACTIK
LIGHTING

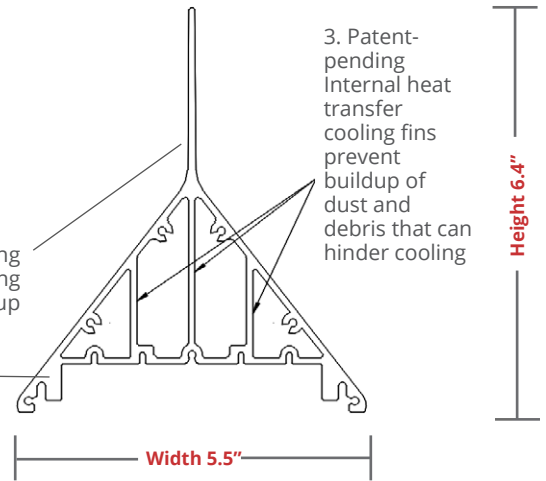
Citadel Series LED

One Brilliant Idea After Another

PREVENT PREMATURE FIXTURE FAILURE

As dust & debris accumulate, they act as insulators. This causes internal temperatures to soar and frequently leads to premature fixture failure. The Citadel Series' innovative design addresses this issue three different ways.

1. Patent-Pending Vertical exterior heat transfer cooling fin dissipates heat while preventing dust and debris build-up
2. Steeply sloped sidewalls resist build-up of dust and debris



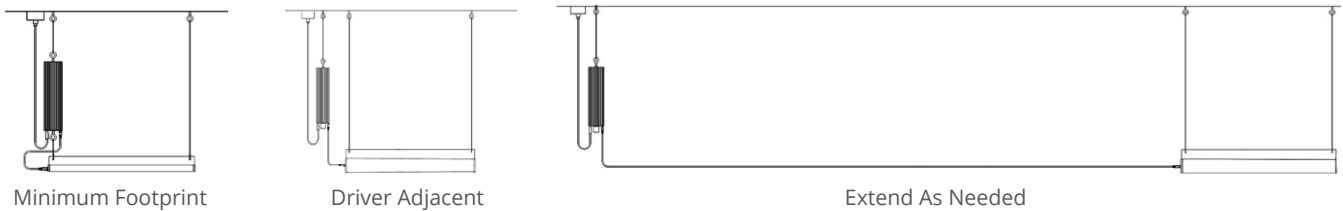
ENHANCE COOLING AND ELIMINATE RE-GRIDDING HEADACHES

With leading competitive units, the LED driver is inside the light, which results in a lot of heat. However, the Citadel Series features remotely mounted drivers.

This approach helps keep the operating temperatures inside the fixture lower. It also allows more effective cooling of the driver, safeguarding

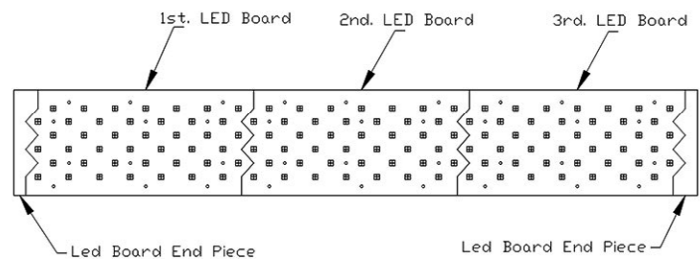
the integrity of the driver as well as the LED light itself.

Should changes in plant floor layout dictate the need to alter fixture placement, this can be accomplished quickly and easily without re-gridding hassles. Simply change out the power cord for one of suitable length to reach the new location of the light.



MORE UNIFORM LIGHTING EFFICIENTLY CONFIGURED TO YOUR NEEDS

Patent-pending shark tooth design enables LED boards to be configured for any of 11 models, ranging from 100-900 Watts. Resulting array provides uniform light distribution with no dead spots.



3115 N 21st Street, Suite 2, Sheboygan, WI 53083
920-287-3840

tactiklighting.com



Citadel Series LED Specifications

SPECIFICATIONS

Power Factor.....	>0.9
Input Voltage	120/277V & 347/480V
Performance.....	Up to 144 lm/W
Operational Temperature.....	-40° to 194°F (-40° to 90°C)
Distribution.....	120°, 60° & Aisle
Mount Type.....	Suspension
Kelvin Temperature	4000K, 5000K
Available Wattages....	100W, 150W, 200W, 250W, 300W, 400W 500W, 600W, 700W, 800W, 900W
Color Rendering Index	>70

FEATURES

- > Available in high temperature (up to 194°F) or standard temperature (up to 90°F)
- > Inventronics Drivers with less than 1% failure rate
- > Patent-pending design extends fixture life by helping prevent build-up of insulating dust and debris
- > Patent-pending remote driver minimizes fixture operating temperature without re-gridding required
- > Patent-pending LED board design eliminates illumination dead spots
- > Dimmable 0-10V
- > In-series transient voltage surge suppressor (TVSS) protects fixture against failure due to power supply surges
- > Optional motion sensor to maximize energy efficiency. Choose from standard by Wattstopper with L7 lens (fig 1.1 & 1.2*), or Internet of Things (IOT) by Enlighted Sensors (fig 1.3).
- > UL 1598 listed
- > IP65 rated



LUMINOUS OUTPUT & DIMENSIONS

WATTAGE	LUMEN OUTPUT	LENGTH
100 Watts	14,400 lumens	18 inches
150 Watts	21,600 lumens	26 inches
200 Watts	28,800 lumens	34 inches
250 Watts	36,000 lumens	42 inches
300 Watts	43,200 lumens	50 inches
400 Watts	57,600 lumens	66 inches
500 Watts	72,000 lumens	82 inches
600 Watts	86,400 lumens	98 inches
700 Watts	100,800 lumens	114 inches
800 Watts	115,200 lumens	130 inches
900 Watts	129,600 lumens	146 inches

POWER CORD (REQUIRED)

DESCRIPTION	PRODUCT NUMBER
125V, 15 amp, Straight Blade, 6 ft	PC-PP-125-15-SB-6
125V, 15 amp, Straight Blade, 12 ft	PC-PP-125-15-SB-12
125V, 15 amp, Twist Lock, 6 ft	PC-PP-125-15-TL-6
125V, 15 amp, Twist Lock, 12 ft	PC-PP-125-15-TL-12
125V, 20 amp, Twist Lock, 6 ft	PC-PP-125-20-TL-6
125V, 20 amp, Twist Lock, 12 ft	PC-PP-125-20-TL-12
250V, 20 amp, Twist Lock, 6 ft	PC-PP-250-20-TL-6
250V, 20 amp, Twist Lock, 12 ft	PC-PP-250-20-TL-12
277V, 15 amp, Twist Lock, 6 ft	PC-PP-277-15-TL-6
277V, 15 amp, Twist Lock, 12 ft	PC-PP-277-15-TL-12
277V, 20 amp, Twist Lock, 6 ft	PC-PP-277-20-TL-6
277V, 20 amp, Twist Lock, 12 ft	PC-PP-277-20-TL-12
480V, 20 amp, Twist Lock, 6 ft	PC-PP-480-20-TL-6
480V, 20 amp, Twist Lock, 12 ft	PC-PP-480-20-TL-12
600V, 20 amp, Twist Lock, 6 ft	PC-PP-600-20-TL-6
600V, 20 amp, Twist Lock, 12 ft	PC-PP-600-20-TL-12
600V, Whip, 6ft	PC-PP-600-W-6
600V, Whip, 12ft	PC-PP-600-W-12

*All Motion sensor purchases come as a set, including a motion sensor and an L7 Wattstopper lens.

CITADEL ORDERING INFORMATION

SAMPLE ORDER NUMBER: CIT-1-100-40-1-2-1-1-1-X-X-1

SERIES	WATTAGE	KELVIN	OPTICS	LENS	FINISH	DRIVER VOLTAGE	REMOTE CABLE	MOTION SENSOR	BATTERY BACKUP	DLC
CIT-1 High Temp	100- (100W)	40- (4000K)	1- No Optics	2- Flat Poly Clear	1- Black	1- 120/277V	1- 3'	X- No	X- No	1- Standard
CIT-2 Std Temp	150- (150W)	50- (5000K)	2- 60°	6- Flat tempered glass clear		4- 347/480V	2- 10'	1- Standard*	1- Yes	2- Premium
	200- (200W)		4- Aisle				3- 25'	2- Internet of Things*		
	250- (250W)						4- 50'			
	300- (300W)						5- 100'			
	400- (400W)						6- 150'			
	500- (500W)						7- 200'			
	600- (600W)						8- 250'			
	700- (700W)									
	800- (800W)									
	900- (900W)									

* Motion Sensor information: Standard (1) features sensors by Wattstopper with L7 lens. Internet of Things or IOT, (2) features sensors by Enlighted Sensors

3115 N 21st Street, Suite 2, Sheboygan, WI 53083
920-287-3840

tactiklighting.com





American Made & Measurably Better

What's better than higher heat ratings in your LED lights? Higher heat ratings in the 1st AMERICAN MADE LED lights!

You heard right. Industrial/commercial LED lights proudly made in America. So, you see a 46% increase in high temperature ratings and turnaround times as quick as 5-7 days.

You know what you won't see? The cost of foreign trade tariffs jacking up the price of the products you want.



Tactik Labs is your added assurance of reliability.

Our LED lighting is designed to a higher standard. So is our validation process. At our in-house lab testing facility, our products undergo rigorous testing to provide you every assurance possible that all Tactik LED lighting will perform and last as promised. While others may talk about performance and reliability in harsh environments, Tactik Labs documents it.

Backed with confidence.

We protect distributors and customers with a 10-year warranty standard for added peace of mind. Plus, service after the sale includes a proactive warranty process – replacement is shipped immediately if a problem is identified and defective product is returned in its original box.



3115 N 21st Street, Suite 2, Sheboygan, WI 53083
920-287-3840 • sales@tactik.com

tactiklighting.com

